



Sunvisor Repair

This is an example of how to replace your disintegrating sun visors. Modern cars use cardboard wrapped with a foam backed felt glued to it. Over time, the felt disintegrates and the foam crumbles away, leaving you with crumbling ugly sun visors.

1. Remove the sunvisors from your car.
2. Carefully peel the fabric off of the cardboard. I used some packing tape to repair the cardboard where it had come apart.




3. Head down to your favorite fabric store and purchase headliner material. I found this at Hancock's. Then stop by the auto parts store for some weather strip glue.




4. Lay out the headliner material and trim it about an inch bigger than the cardboard.



5. Follow your glue directions and apply the glue on the cardboard and on the headliner (foam side) so that when you fold the fabric over onto the cardboard, the glue will touch. Let it sit according to the directions.



6. Fold over the edge and fasten it with cloths pins until dry.



7. Work all the way around the visor.



8. Apply glue around the edge, insert the mounting hardware and fold over the sun visor. Again fasten with cloths pins to hold until dry.



9. Reinstall in your car.